

Data and Analysis

**Early Care and Education
In Wisconsin: 2007**

Prepared by

Dave Edie
Early Education Policy Analyst
Wisconsin Council on Children and Families

With assistance from

Carey McCann
Ounce of Prevention Fund
Chicago, Illinois

For

The Wisconsin Early Learning Coalition

Updated December 2007

BACKGROUND INFORMATION

WISCONSIN EARLY LEARNING COALITION

Wisconsin ECE Landscape: Data and Trends
Planning Meeting, October 2-3, 2007

Table of Contents	Page 2
Summary: Key Data	3
1. Data on Wisconsin Children: census data, Kids Count, etc.	4-5
2. Data on Wisconsin Early Care and Education Programs	
a. Access to Services: Children enrolled in ECE programs, Children under 3 Served, Percent of Children under 3 and 3-5 Served in ECE programs	6-10
b. Data on Quality: Research and rankings	11
c. Quality Comparisons using 5 ECE Quality Criteria:	12-19
1. Teacher Educational Qualifications	
2. Group size and Staff-child ratios	
3. Parent Involvement	
4. Learning Activities and Curricula	
5. Health and Safety	
3. A Foundation of Wisconsin ECE Services	
a. Direct Services to Children and Families	20-21
b. Infrastructure and Quality Improvement for Early Care and Education	21-22
4. Comparisons with Other States	
a. Comparisons with Midwest states and Birth-to-5 Policy Alliance States	23
b. Strong National Ranking for Wisconsin	24
5. ECE Funding Chart- Wisconsin	25

SUMMARY: KEY DATA

Data on Wisconsin's children

339,960 children under age 5

209,721 children under age 3

71% children under age 6 with all available parents in the workforce

17% children under 5 are in poverty

36% of children under 5 are considered low-income or at-risk

Early Care and Education (ECE) Services to Children

Access to ECE growing: The number of children in organized, regulated settings is growing, with increases of children served through 4K, Wisconsin Shares, Head Start and Early Head Start, Birth to 3, and Special Education for 3-5 year olds:

- **4K:** 67% of school districts are expected to provide four-year-old kindergarten in 2007-08, serving over 33% of state 4-year-olds. State 4K funding to districts is basically an entitlement for all districts that cover their share of costs.
- **Wisconsin Shares:** Wisconsin continues to serve all eligible families, nearly doubling the number of children served in the last 10 years.
- **Head Start** enrollment has increased 13% over the last 10 years, with particular growth in Early Head Start.
- **Birth to 3 Intervention Program and Special Education for Children 3-5 years old** are serving an increasing percentage of the population, with a strong emphasis on serving disabled children in settings with typically developing peers.

Large percentage in child care settings: An estimated **72%** of children in organized settings are in child care settings. The table below estimates where the children are.

ECE Setting	Estimated # children under age 5 served (duplicated counts)	Children Served Percent of Total
Certified family child care	17,729	8%
Licensed family child care	21,814	10%
Licensed group child care center	119,234	54%
Head Start & Early Head Start	14,954	7%
4K	24,000	11%
Special Education 3-5	15,591	7%
Birth to 3	5,494	3%
TOTAL	218,816	100%

Note: Data on child care enrollment are not available, so estimates are made from regulatory capacity data.

An estimated 74% of children 3-5 are in ECE settings, while 25% of children 0-2 are in ECE settings

Staff education qualifications vary dramatically:

- 100% of teachers in public 4K & special education and Birth to 3 have bachelor's degrees and teacher's licensing
- 85 % of Head Start teachers have 2- or 4-year degrees.
- Less than 30 % of child care teachers and family child care providers in licensed child care programs have 2- or 4-year-degrees

Quality requirements and practices vary across ECE settings:

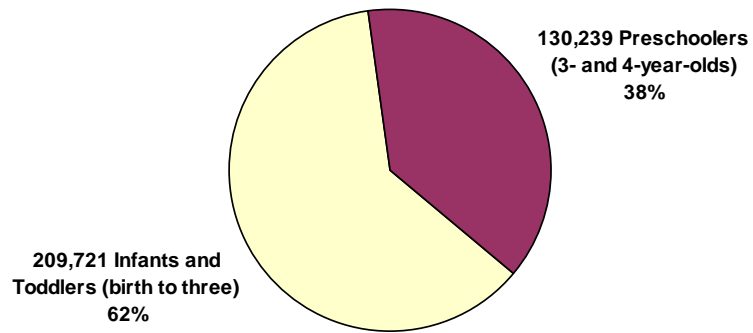
Requirements for staff qualifications vary considerably across settings related to (1) staff qualifications, (2) group size & staff-child ratios, (3) parent involvement, (4) learning activities & curriculum, and (5) health & safety.

1. DATA ON WISCONSIN CHILDREN

Data	Data Item	Source
BASIC DEMOGRAPHICS		
Population Under Age 5		
339,960	Children under age 5	Census estimate 2005
209,721	Children under age 3	DHFS Birth to 3 program 2006
67,667	Children age 4	Census estimate 2005
Young Children with All Parents Working		
71%	Percent of children under age 6 with all available parents in the workforce in 2006– above national average of 62% (State rank: 4)	2007 Kids Count
Children in Poverty		
17%	Percent of Wisconsin children under 5 in poverty 2006– below national level of 21% in 2006 (State rank: 13)	2007 Kids Count
6%	Children in extreme poverty- less than 50% FPL 2006- below national level: 8% (State rank: 7)	2007 Kids Count
29%	Children in single-parent families 2005- below national figure: 32% (State rank: 16)	2007 Kids Count
34%	Children under 200% of poverty in 2006 Below national figure: 40% (State rank: 11)	2007 Kid Count
8 th	Milwaukee has the eighth-highest rate (26%) of poverty among large cities in the U.S. in 2006 – one in four Milwaukee residents live in poverty.	Census data
Children with Health Insurance		
92%	Children living near poverty (200% FPL) with insurance coverage: Wisconsin ranks in the top 8 states for 2004-05 (national level: 83%)	Kaiser State Health Care Facts 2004-05
6%	Children ages 0-5 without health insurance in 2004 (national level: 10%) Wisconsin ranks in the top 9 states.	2007 Kids Count

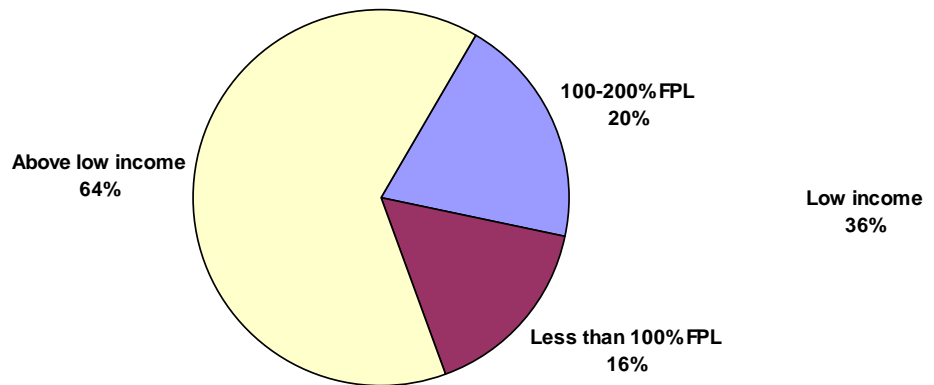
Children Birth to Five in Wisconsin

There are 339,960 children birth to five in Wisconsin with 62% under age of three and 38% three to five



Low Income Children Birth to Five in Wisconsin

*36 percent or 122,386 children under age five are below 200% federal poverty line
75,550 are infants and toddlers
46,886 are preschoolers*



2. DATA ON EARLY CARE AND EDUCATION (ECE) PROGRAMS

a. Access to Services

- Children Enrolled

Children enrolled in ECE Programs		
42%	Preschool Enrollment Percent of 3- & 4-year-olds enrolled in Pre-K, preschool, or Head Start in 2005	Kids Count 2007
24,000	4K Enrollment- public schools 2006-07	DPI
1,709	Additional 4K children are served in Milwaukee parental choice program and Milw. – Racine charter schools (2005-06)	
180,658 33,052 24,354 238,064	Estimated Child Care Capacity- infant/toddler, preschool, and school-age included 2,485 Licensed child care centers (end of 2006) 3,122 Licensed family child care centers (end of 2006) 4,059 Certified child care homes (end of 2006) Total estimated enrollment in regulated child care	2006 data, DHFS Bureau of Regulation and Licensing; DWD Child Care Section
55,600	Wisconsin Shares Child Care Subsidy Enrollment- monthly average 2007	DWD
14,954	Head Start & Early Head Start (2005-06) 872 of total are in Early Head Start 1,416 are funded with state supplement	WI Head Start Association
15,591	Special Education Ages 3-5 (2006-07)	DPI
5,494	Birth to 3 Intervention Program (Point in time, 12/06))	DFHS Birth to 3
Unknown	Home Visiting-	No central data base

Note: Licensed child care capacity estimates may be high. No statewide enrollment data.

- Children Under 3 Served in ECE Programs

children under 3 served	Program
5,494	Birth to 3 (all children identified and determined eligible are served)
872	Early Head Start (only about 4 percent of eligible children served)
40,605	Licensed child care- centers and homes (estimated based on subsidy data)
5,104	Certified child care (estimated based on subsidy data)
?	Home visiting (other than Early Head Start)
14,433	Funded for child care through Wisconsin Shares (2 nd quarter 2007)- all eligible families that apply are served

- Percent of Children Under 3 Served in ECE Programs

Total Wisconsin children under 3: 209,721

ECE Setting	Children under 3 enrolled	Percent of total children
Child care		
Child care – licensed or certified centers and homes	45,709	21.8%
Subset of child care data:	14,433	6.9%
a. Children under 3 years old in subsidized child care	31,276	14.9%
b. Children under 3 years old in child care not in subsidized child care		
Birth to 3 Intervention Program	5,494	2.6%
Early Head Start	872	0.4%
Total	52,075	24.8 %

Note: These are duplicated numbers, since many children are served in more than one setting at a time. The unduplicated count and percentage is likely to be significantly lower—maybe 20% or less.

- Percent of Children Ages 3 through 5 Served in ECE Programs

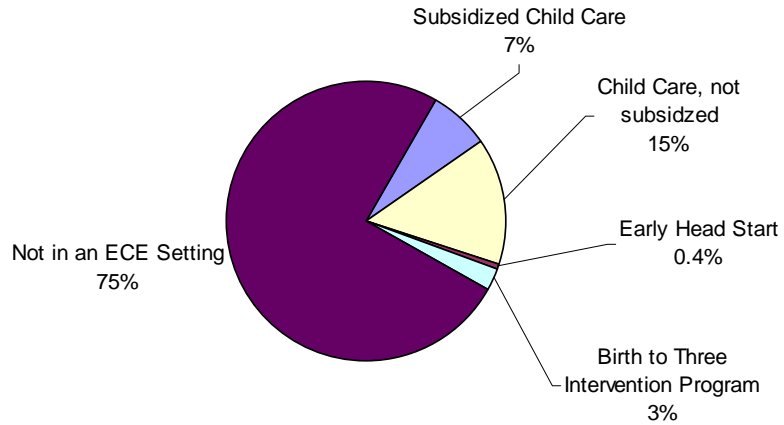
Total Wisconsin children 3-5: 201,561

ECE Setting	Children 3-5 enrolled	Percent of total children
Child care		
Child care – licensed or certified centers and homes	96,000 (estimated from licensing & certification data & subsidy data)	47.6%
Subset of child care data:		
a. Children 3-5 years old in child care subsidized by WI Shares	25,500	12.7%
b. Children 3-5 years old in child care not subsidized by WI Shares	70,500	34.9%
4K	24,000	11.9%
Special Education 3-5	15,591	7.7%
Head Start	14,082	7.0%
Total	149,673	74.2%

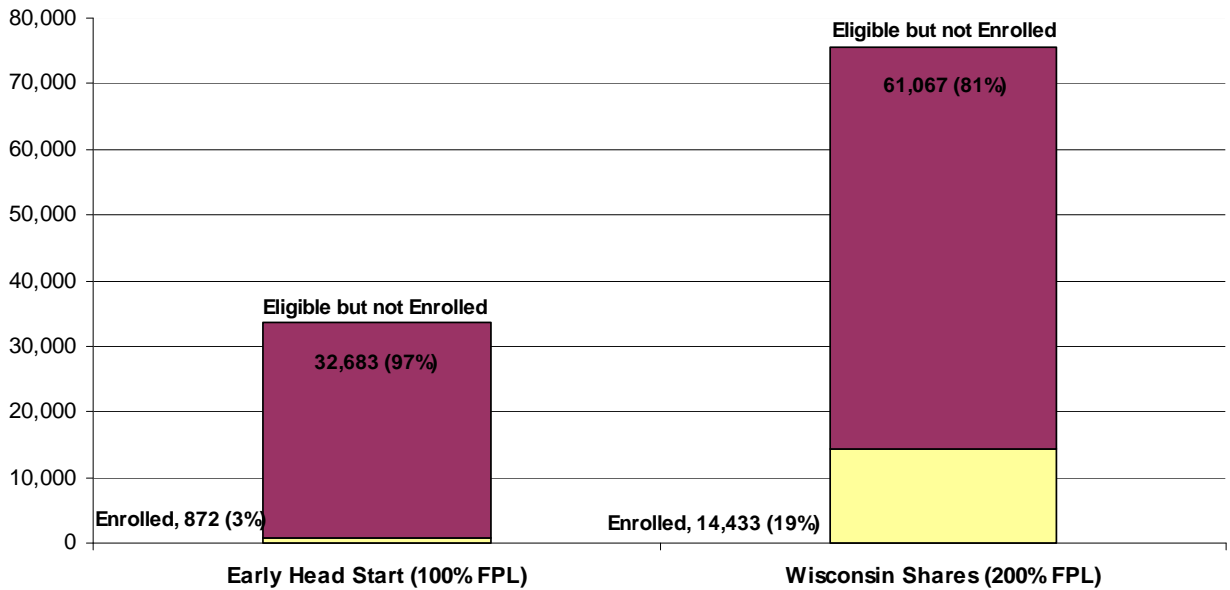
Note: These are duplicated numbers, since many children are served in more than one setting at a time. The unduplicated count and percentage is likely to be significantly lower—maybe 60% or less.

**All Children Birth to Three (0-35 months)
who are in Early Care and Education Settings**

The data most likely includes duplication, instead of 25 percent of the total birth to three population served, it may be 20 percent or less

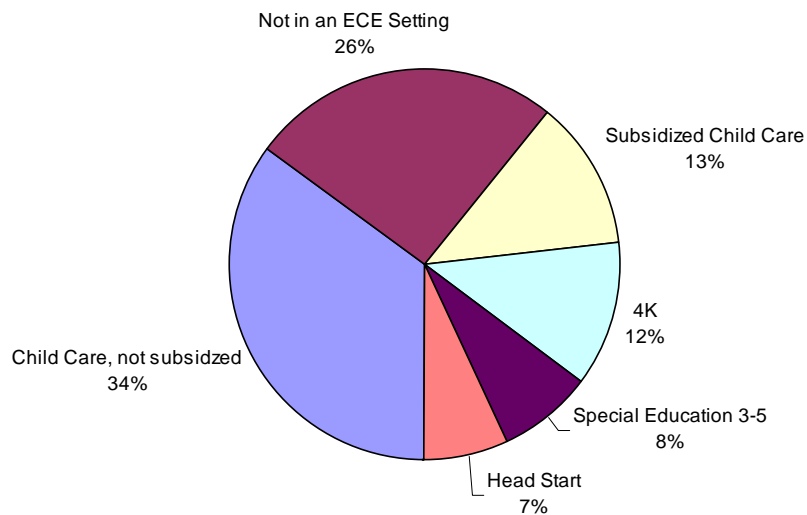


**Low Income Children Birth to Three (0-35 months)
Enrolled vs. Eligible in Early Head Start and Wisconsin Shares**

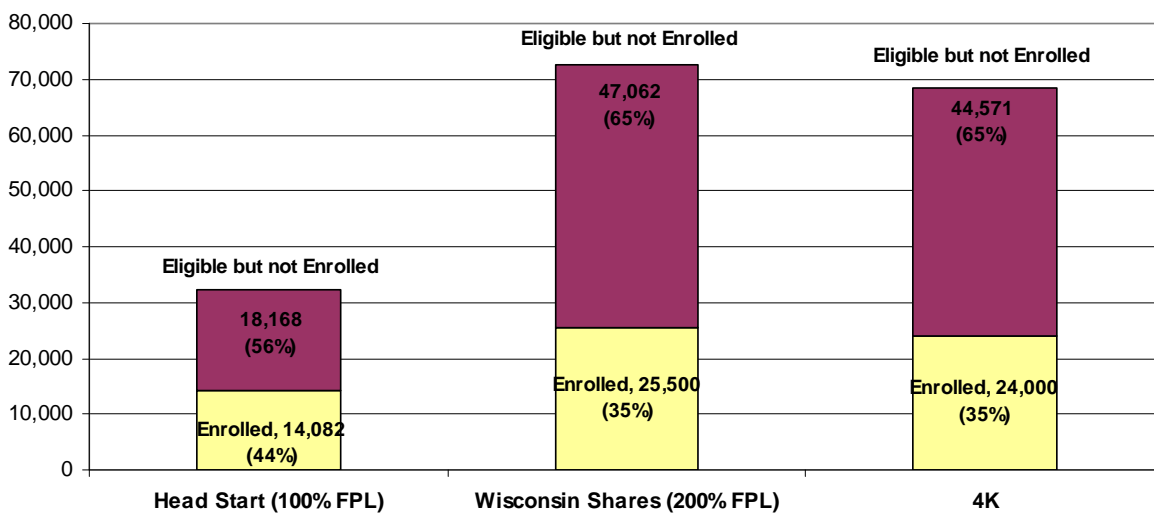


**All Children Three to Five (36-72 months)
who are in Early Care and Education Settings**

The data most likely includes duplication, instead of 75 percent of the total three to five population served, it may be 60 percent or less



Low Income Children Three to Five (36-72 months) in Head Start and Wisconsin Shares and All 4-Year-Old Children Enrolled in 4K



- Child Enrollment Trends in ECE Programs
(actual and estimated)

Program	Children enrolled 1995	Children enrolled 2000	Children enrolled 2005	Children enrolled 2007	Change in children enrolled	Percent Change in children enrolled
4K in public schools		14,483 <i>(2001 data)</i>	18,957	24,000	+9,517	+40%
Child care (all ages) Licensed child care Certified fcc homes TOTAL <i>(estimated based on point-in-time regulatory capacity data)</i>	162,000 NA	186,259 <u>20,800</u> 207,059	207,960 <u>26,862</u> 234,822	219,410 <u>25,416</u> 244,826	+82,826 <u>+ 4,616</u> +97,442	+51% +22%
Head Start * Early Head Start Total (Fed & state)	13,242 NA 13,242	13,655 <u>686</u> 14,341	14,082 <u>872</u> 14,954	Not available	+840 <u>+872</u> +1717	+13%)
Birth to 3 Intervention <i>(federal IDEA & DHFS point-in-time data)</i>	3,616	5,157	5,903	5,494	+ 1,878	+52%
Special Education for 3-5 year-olds	13,530	14,370	16,066	15,591 <i>(2006 data)</i>	+2,061	+ 15%
Wisconsin Shares Child Care Subsidy <i>(ave. monthly)</i>	19,911 <i>(1997 data)</i>	31,486	52,341	56,439	+36,528	+183%

* State supplemental funding for Head Start topped out in 2002-03 at 1,449 enrollees. In 2003-04 and ongoing 1,416 have been served through the supplement.

b. Data on Quality

- **Quality Research on Child Care:** According to a 2002 study of Wisconsin child care centers participating in the child care subsidy program by the Wisconsin Child Care Research Partnership:
15% were rated as good or excellent
74% were rated mediocre
11% were rated poor
The research project used Environment Rating scales designed for infants/toddlers and for preschool-age children to measure quality. The researchers believe the findings reflect the overall quality of child care centers, since 80% of centers participated in the subsidy program.
- **Quality in center-based child care:** Wisconsin research found that teacher education, hourly wages, and child-centered beliefs were highly correlated to quality interaction in classrooms. The research also found significant correlations between the education of child care directors and the quality of teacher characteristics and interactions with children. (Source: Wisconsin Child Care Research Partnership, 2002-2004.)
- **Quality in family child care:** The Research Partnership also found that licensed family child care providers were more than twice as likely to have good or excellent quality. In addition, the research found that family child care providers were more likely to provide high quality services if they had a two-year or four-year degree or a CDA credential, and if they demonstrated certain business practices or professional commitment. (Source: Wisconsin Child Care Research Partnership, 2003)
- **ECE Accreditation of Child Care Programs:** Only 7% of licensed Wisconsin child care programs meet NAEYC accreditation standards or equivalent (Source: Wisconsin Child care Research Partnership, 2006).
- **4K:**
Access: Wisconsin ranked 7th among states in access of 4-year-olds to state pre-K and Head Start, 22nd in access of 3-year-olds for 2006.
Quality: Wisconsin met 5 of 10 quality benchmarks: early learning standards, teacher degree, teacher specialized training, teacher in-service, and monitoring. (Quality benchmarks had to met statewide, a criteria that does not fit very well with Wisconsin's local control system)
Resources: Wisconsin ranked 23rd in resources ranking (per child spending).
(Source: NIEER state preschool yearbook, 2006)
- **Head Start:**
Quality: Wisconsin's Head Start programs met 6 of the 10 NIEER quality standards: early learning standards, teacher specialized training, maximum class size, staff-child ratio, screening/referral and support services, and meals.

c. Quality Comparisons Using 5 Quality ECE Criteria

1. Staff Qualifications

- Comparison by ECE Program and Children Served

Teacher or Special Educator Qualifications by Early Care and Education (ECE) Settings-				
Teacher or educator in ECE setting	Percent of Teachers with 4-year- degrees	Percent of Teachers with 2- or 4-year Degree	Estimated # children under age 5 served (duplicated counts)	Children Served Percent of Total
Certified small family child care provider	Unknown	Unknown	17,729	8%
Family child care provider in a licensed family child care center	6%	24%	21,814	10%
Child care teacher in a licensed child care center	14%	29%	119,234	54%
Head Start teacher	45%	85%	14,954	7%
Teacher in public school 4K and special education for ages 3-5; Special educator in Birth to 3 Intervention program	99-100%	99-100%	45,085	21%
			218,816	100%

Note: The number of children in child care setting may not be accurate, because the numbers are estimated based on capacity data—no reliable data exist about how many children of what ages are enrolled.

Of children birth to age 5 in organized early care and education settings, an estimated 72% are in child care settings.

- Comparison of Teacher Educational Requirements by ECE Setting

Comparison: Teacher Educational Requirements by ECE Setting	
Teacher or educator in ECE Setting	Teacher Requirements
Certified family child care provider	Level I "regular": at least 15 hours of child care training and training on shaken baby syndrome Level II "provisional": no training requirement, except training on shaken baby syndrome
Family child care provider in licensed family child care center	40 hours or 3 credits of early childhood training Additional 10 hours training on infants and toddlers, if served Training on shaken baby syndrome is also required.
Child care teacher in licensed child care center	2 courses in early childhood education Additional 10 hours training on infants and toddlers, if served Training on shaken baby syndrome also required.
Head Start teacher	50% of teachers nationally must have a 2-year Associate's Degree or higher in early childhood education or an advanced degree in a related field with experience teaching Staff working with infants and toddlers must obtain a Child Development Associate (CDA) credential or equivalent.
Teacher in 4-year-old kindergarten in public school (including child care and Head Start participating as community approach site)	Bachelor's degree and teacher license for early childhood level
Special education for ages 3-5 in public school	Bachelor's degree and appropriate early childhood special education license
Birth to 3 special instructors	Bachelor's degree and early childhood special educator license

There is a substantial difference in the teacher requirements across ECE settings, ranging from no training or 15 hours of training in certified child care settings, to bachelor's degrees for 4K, public school settings, and Birth to 3 programs.

Comparison of Wages by Education Level

Education Level and Wages in Wisconsin Median Wages for Workers 26 and Older, 2005	
Level of Education	Wages
Dropout	\$9.66
High School	12.98
Some College- no degree	12.22
Associate Degree	16.19
4-Year Degree and Higher	22.03

Source: Center on Wisconsin Strategy, COWS analysis of CPS ORG data

- Wages for ECE Teachers/Providers

Wages for ECE teachers by program	
Level of Education	Annual salary
Child care teachers in full-day centers (2001)	\$18,700
Head Start teachers- depending on degree (2001-02)	Range: \$19,153 to \$26,950
4K & Early Childhood Special Education teachers (2001-02)	\$40,910

Source: WI School Readiness Indicator Initiative, 2003

Wages for 4K and early childhood special education teachers are more than double that of child care teachers, about 50% higher than Head Start teachers.

2. Comparison: Group Size and Staff-Child Ratio Requirements

Comparison: Staff-Child Ratio Requirements by ECE Setting																			
ECE Setting	Group Size Limits		Maximum Staff-Child Ratio																
Certified family child care provider	6 maximum		1:6, unless 3 or more under age 2																
Licensed family child care center	8 maximum- need additional staff if 2 or more under 2		1:8, unless 2 or more children under age 2 are present																
Licensed child care center	<u>Group size</u>	<u>Age</u>	<u>Ratio</u>	<u>Age</u>															
	8	Birth to 2	1:4	Birth to 2															
	12	2 to 2½ years	1:6	2 to 2½ years															
	16	2½ to 3 years	1:8	2½ to 3 years															
	20	3 to 4 years	1:10	3 to 4 years															
	24	4 to 5 years	1:13	4 to 5 years															
Head Start	15-17	Age 3 (one session)	2:15 3-year-olds																
	13-15	Age 3 (two sessions)	1:10 4-year-olds																
	17-20	Age 4 (one session)																	
	15-17	Age 4 (two sessions)																	
4K	No requirement—determined by school districts		No requirement—determined by school districts DPI Policy and Information Advisory suggests: 1. supplementing staffing with parents, relatives, and volunteers to meet 1:6 or 1:7 ratios. 2. SAGE recommend 1:15 ratios 3. In collaborative child care settings, 1:13 ratios must be met																
Special education for ages 3-5 in public school	No requirement—determined by school districts Recommended option by 2001 DPI Task Force: <table border="0"> <tr> <td><u>Level of Service</u></td> <td><u># sessions</u></td> <td><u>Group Size</u></td> </tr> <tr> <td>Moderate</td> <td>1</td> <td>12</td> </tr> <tr> <td>Moderate</td> <td>2</td> <td>16</td> </tr> <tr> <td>Comprehensive</td> <td>1</td> <td>10</td> </tr> <tr> <td>Comprehensive</td> <td>2</td> <td>14</td> </tr> </table> Itinerant to home, child care, Head Start		<u>Level of Service</u>	<u># sessions</u>	<u>Group Size</u>	Moderate	1	12	Moderate	2	16	Comprehensive	1	10	Comprehensive	2	14	No requirement—determined by school districts	
<u>Level of Service</u>	<u># sessions</u>	<u>Group Size</u>																	
Moderate	1	12																	
Moderate	2	16																	
Comprehensive	1	10																	
Comprehensive	2	14																	
Birth to 3 Intervention Program	No requirement		No requirement																

Staff-child ratios requirements range from none to stringent requirements for Head Start.

3. Comparison: Parent Involvement in Child’s Education

Comparison: Parent Involvement in Child’s Education by ECE Setting	
ECE Setting	Parent Involvement Requirement or Practice
Certified family child care	<p>Requirements:</p> <ul style="list-style-type: none"> • Must permit parents to visit and observe at any time • Must be in ongoing communication with parent, including talking to parent once a week about child’s development, etc. <p>Practices: vary widely</p>
Licensed family child care	<p>Requirements: Must permit parents to visit and observe at any time.</p> <p>Practices: Vary widely from minimal to extensive.</p>
Child care center	<p>Requirements:</p> <ul style="list-style-type: none"> • Must permit parents to visit and observe at any time. • Must make opportunities available twice a year for parent- staff communications <p>Practices: Vary widely from minimal to extensive.</p>
Head Start	<p>Requirements-- Parent must have opportunities</p> <ul style="list-style-type: none"> • to be involved in the development of the program’s curriculum & approach to child development & education • to increase child observation skills • to plan learning experiences for child • for staff-parent conferences & home visits at least twice per year • for regular staff-parent communication • for family literacy • for education and involvement in child’s medical and dental health, mental health, nutrition • for involvement in transitions to other settings • to participate in the program as employee or volunteer • for education activities responsive to need • to participate in the program governance and in leadership positions <p>Program must be open to parents during all program hours and welcome parent participation</p>
4K	<p>Requirements are based on state funding formula. If districts elect to use the formula that includes parent outreach, they must provide 87.5 hours of parent outreach (most districts use this option).</p> <p>If district does not use the outreach option, local district policy applies</p>
Special education for ages 3-5 in public school	<p>Requirements:</p> <ul style="list-style-type: none"> • Parents are on individualized education program (IEP) team and involved in plans and evaluations of their child • Parent’s must be informed of child’s progress regularly <p>Practice: May vary depending on child and family needs.</p>
Birth to 3 Intervention Program	<p>Requirements:</p> <ul style="list-style-type: none"> • Parents are on individualized family service plan (IFSP) • Program must ensure parents are active in the assessment and evaluation process <p>Practice: May vary depending on child and family needs.</p>

Requirements for parent involvement range from minimal to extensive (in Head Start).

4. Comparison: Learning Activities and Curricula that Help Children Succeed

Comparison: Learning Activities and Curricula by ECE Setting	
ECE Setting	Program and Curricula Requirements or Practice
Certified family child care	<p>Requirements:</p> <ul style="list-style-type: none"> • Must have a program of learning and play activities • Must ready to children every day • Opportunities for creativity, language development, small and large muscle development, and imagination. <p>Practices: Vary widely</p>
Licensed family child care	<p>Requirements:</p> <ul style="list-style-type: none"> • Provide activities so each child develops self-esteem, language skills, large and small muscles, creativity, new ideas and skills, imaginative play. • Plan activities according to development level of children • Specific rules for infant and toddler care and development <p>Practices: Vary widely</p>
Child care center	<p>Requirements:</p> <ul style="list-style-type: none"> • Program planning and scheduling, with written program of activities suitable for children's developmental levels • Experiences will promote self-esteem, communication skills, social interaction, creative expression, intellectual growth <p>Practices: Vary widely. A survey by WI CC Research Partnership found that 10-20% of cc centers used a formal curriculum, with 50 different curriculums mentioned. Most frequent: Creative Curriculum, High/Scope, and Whole Child.</p>
Head Start	<p>Requirements:</p> <ul style="list-style-type: none"> • Curriculum consistent with HS Federal Performance Standards including guidelines on social and emotional development, creative expression, language development, literacy, physical development. Must include adaptations for children with disabilities. • Standards for infant & toddlers • Required use of strategies to promote and support children's learning and developmental progress based on the observations and ongoing assessment • Implement an appropriate child assessment system that aligns with curriculum and gathers data on children's progress in each of 8 domains of learning • At a minimum, programs analyze data on 4 specific domain elements and 9 Indicators in various language, literacy, and numeracy skills with the results shared with parents • Administer the National Reporting System (NRS), an assessment of child learning in language, early literacy, and premathematics skills twice per year in the year preceding kindergarten entry. .
4K – public schools	<p>Requirements:</p> <ul style="list-style-type: none"> • Each school board shall provide an instructional program designed to give pupils basic skills, including the ability to read, write, spell, perform basic arithmetical calculations, etc/ • Development reading program • Utilize standards to set the course for curriculum <p>DPI Guidance:</p> <ul style="list-style-type: none"> • Emphasizes learning by doing and exploration and an integrated curriculum, with learning centers and thematic approaches • Utilize WI Model Early Learning Standards or WI Model Academic Standards <p>Practice: Schools and districts vary significantly in approach</p>

(Continued- Learning Activities/Curriculum)

Special education for ages 3-5 in public school	Requirements: <ul style="list-style-type: none">• Based on Individualized Education Plan, designed to meet the specific needs of the child's development• Progress measured against goals & objectives Practice: Varies depending on child and family needs.
Birth to 3 Intervention Program	Requirements: <ul style="list-style-type: none">• Based on Individualized Family Service Plan, designed to meet the needs of the child and family• Progress measured against annual goals and objectives Practice: Varies depending on child and family needs.

Curriculum requirements range dramatically across settings, with minimal requirements in child care, highly individualized approaches for children with disabilities, established by each school district for 4K, and extensive national requirements for Head Start.

5. Health and Safety

Comparison: Health and Safety by ECE Setting	
ECE Setting	Health and Safety Requirements or Practice
Certified family child care	Requirements: <ul style="list-style-type: none"> • Physicals and immunization, nutrition, medications, fire safety, hazards, sanitation, hand washing, etc.
Licensed family child care	Requirements: Extensive health and safety rules, including: <ul style="list-style-type: none"> • Physicals and immunizations, nutrition, preventing communicable disease, medications, sanitation, transportation, indoor and outdoor hazards, fire safety, hand washing, etc. • Specific rules for infants and toddlers • Physical plant & equipment rules (more extensive health and safety rules than certified homes)
Child care center	Requirements: Extensive health and safety rules, including: <ul style="list-style-type: none"> • Physicals and immunizations, nutrition, preventing communicable disease, medications, sanitation, transportation, indoor and outdoor hazards, fire safety, hand washing, , etc. • Specific rules for infants and toddlers • Building codes, and equipment rules
Head Start	Requirements: <ul style="list-style-type: none"> • Extensive preventive and primary health care program, including health services, dental care, and mental health • Extensive screening—EPSDT • Must meet WI licensing requirements (unless a tribal or school district program) • Basic rules for hygiene, injury prevention, hand washing, toileting, first aid, etc. • Equipment, safety and facility codes • Adaptations for identified disabilities are required • Standards for infants & toddlers
4K – public schools	Requirements: <ul style="list-style-type: none"> • Immunization requirements & communicable disease rules • Vision and hearing screening prior to as part of enrollment • Access to health services • First aid, fire safety • Building codes
Special education for ages 3-5 in public school	Requirements: <ul style="list-style-type: none"> • Immunization requirements & communicable disease rules • Vision and hearing screening prior to or as part of enrollment • Access to health services • First aid, fire safety • Building codes
Birth to 3 Intervention Program	Requirements: <ul style="list-style-type: none"> • Immunization requirements • Health care services, with emphasis on enabling children to benefit from intervention services • Medical services for diagnostic or evaluation purposes • Nursing services to identify and prevent health problems

Health and safety standards vary across ECE settings.

3. A FOUNDATION OF WISCONSIN ECE SERVICES

a. Direct Services to Children and Families

1. **4K entitlement:** Any Wisconsin local school district can receive state funds for a four-year-old kindergarten program under the state school funding formula.
 - Local districts must cover their share of costs.
 - 67% of districts are expected to be participating in 2007-08
 - Over 33% of 4-year-olds served statewide.
 - 4K teachers are required to have 4-year-degrees and teaching certificates.
 - In recent years, several districts (50+) implemented community-based approaches to 4K delivery, collaborating with child care, Head Start, and private preschools.

2. **Wisconsin Shares:** Over the last two decades, with strong bi-partisan support, Wisconsin has built the Wisconsin Shares child care subsidy program.
 - WI Shares serves all eligible low-income working families that apply.
 - Policies on eligibility, co-pay, provider payments, waiting lists, and regulation of non-licensed programs are ranked very high compared to other states.
 - Over 70% of regulated child care programs participate in WI Shares annually
 - An estimated 45% of likely eligible families are served, but all families that apply and are eligible have been served since 1997.
 - 90% of families served are single-parent families
 - 49% of families served are in poverty; 89% have income below 166% of poverty

3. **Head Start:** Wisconsin's 54 Head Start and Early Head Start agencies represent a network of community-based, non-profit corporations, Indian reservation governments, school districts, Cooperative Education Service Agencies (CESAs), Community Action Agencies (CAAs), a migrant program and a university.
 - Programs provide comprehensive services to low-income families and promote school readiness by enhancing the social and cognitive development of children and by extending health education, nutrition, social, and other services to family members.
 - Programs use center-based, home-based or a combination of settings depending upon local needs.
 - At least 10% of enrollment opportunities must be provided to children with disabilities.
 - Programs must respond to a combination of federal, state, and local reporting and monitoring requirements resulting in a strong accountability and continuous quality improvement system.
 - Programs operate in a service delivery system that is community based and requires partnership agreements across early care and education providers, family service organizations, health care providers and other organizations serving low income families.

4. **Services to children with disabilities:** Wisconsin provides services to children under age 6 with developmental delays and disabilities in accordance with the federal Individuals with Disabilities Education Act, with an increasing emphasis on serving those children in natural, inclusive settings. Two primary programs serve this population:

- *Birth to 3 Early Intervention Program*, provided in each county to identified children and families through home- and community-based settings
- *Special Education for Children 3-5 years old*, operated through school districts and delivered in a range of settings.

Federal state performance plans call for 97.3% of children birth to 3 to be served in natural environments (at home or in programs serving typically developing children) by 2010, and 50% of children ages 3-5 to be educated with typically developing peers.

- 5. Home Visiting Programs:** 78 agencies in 41 counties deliver home visiting programs.
- Home visiting programs use different models, including Parents as Teachers, Health Families, Public Health Nursing, and other.
 - A variety of funding streams, including DHFS, public health departments, county human services, Children's Trust Fund, etc.

b. Infrastructure and Quality Improvement for Early Care and Education

- 1. Child Care Regulation:** Wisconsin funds a statewide system of child care licensing and certification that regulates almost 10,000 child care programs. Wisconsin's licensing requirements compare favorably to other states. Wisconsin certification standards for non-licensed care receiving subsidy payments are among the strongest in the country.
- 2. A Strong System for Training and Education:** Wisconsin has a solid system of training and education for early care and education workers. The system includes courses at universities, colleges, and technical colleges, along with continuing education offerings from many offered from various public and private organizations.
- 3. Professional Licensing and Credentials for Early Childhood:** DPI educator licensure in Wisconsin includes licensing for early childhood level and for early childhood special education, with the new PI 34 rules setting a strong standard for teacher licensing, including the movement to competency-based pre-service programs, professional development planning, and mentoring for initial teachers.

Wisconsin also has a system of professional credentials, including a child care infant/toddler credential and an administrator credential.

- 4. Scholarships & Wage Supplements for the ECE workforce:** Wisconsin funds the T.E.A.C.H./ R.E.W.A.R.D. program to help ECE workers increase their education and to provide incentives to keep qualified workers in the field.
- 5. Documentation of ECE Staff Qualifications:** Wisconsin has several systems that document and track ECE worker qualifications:
 - *The Registry* maintains data in tiered levels on qualifications, primarily for child care workers
 - *DPI Teacher Licensing* maintains data on teacher certification for 4K, K-12, and special education.
 - Head Start and Early Head Start have a data system on staff qualifications.
- 6. Child Care Resource and Referral (CCR&R) / Family Resource Centers:** Recently the state organizations for CCR&R and family resource centers have merged together to form the *Supporting Families Together Association*. Wisconsin has a system of 16 child

care CCR&Rs serving all counties by helping families find child care, promote needed supply, and provide training and technical assistance. Nineteen family resource centers receive grants from the Children's Trust Fund to help them meet local needs for parent education and support.

7. Technical Assistance/Information: Wisconsin has several ECE technical assistance and information efforts, including:

- Birth to 6 Network of Disability Consultants
- CESAs, including Early Childhood Program Support Teachers
- Cross Department (DPI, DWD & DHFS) braided funding project: Community Collaboration Coaches
- Wisconsin Child Care Improvement Project
- CCRRs
- Wisconsin Child Care Information Center
- Head Start and Early Head Start Region V Technical Assistance Specialists

8. Wisconsin Early Childhood Collaborating Partners & Wisconsin Early Childhood Comprehensive System planning : Wisconsin has for many years had this broad-based network of state, regional, and local departments, agencies, associations, and individuals working together to positively impact the lives of young children and their families in the areas of ECE, health, mental health, parent education and family support. WECCP is building regional collaboration networks. WECCP has developed a set of goals and principles to guide state and local policy and collaboration.

The federally funded Early Childhood Comprehensive System planning has recently merged its efforts with WECCP, with a focus on early learning and development, family support, parent education, and community-based health and mental health services. The planning has resulted in four overall goals and desired long-term outcomes.

These two efforts have also built on the work of the Wisconsin School Readiness Indicator Initiative, which published its report in September 2003.

9. Key Resources:

- **Wisconsin Model Early Learning Standards:** Wisconsin has well-developed early learning standards cooperatively by three state departments and representatives of higher education, Head Start, and the Wisconsin Early Childhood Collaborating Partners. Revisions and additions expected fall 2007.
- **Wisconsin Early Education and Care Program Comparison Document (2004):** a matrix of regulation across ECE settings
- **Wisconsin Early Education and Care Career Guide**

4. COMPARISONS WITH OTHER STATES

a. Comparisons with Bordering Midwest States & Birth-to-Five Alliance States

Area for ranking	Colo	Illin	Iowa	Kans	Mich	Minn	Nebr	Okla	Wash	WISC
Preschool Percent of Children ages 3-4 enrolled in PreK, nursery school, preschool (Kids Count 2007)	41%	49%	46%	44%	46%	44%	45%	39%	37%	42%
Access to PreK: State ranking on access of 4-year-olds to public preschool (NIEER)	20	13	32	18	16	37	35	1	28	7
Services to children with disabilities 2005: Percent population served under IDEA										
• Age 3-5	5.2%	6.7%	5.8%	8.4%	6.2%	6.9%	6.6%	5.8%	5.7%	8.0%
• Age 0-3	1.85%	3.0%	2.4%	2.6%	2.2%	1.6%	1.7%	2.0%	1.8%	2.9%
Children with working parents: Percent of children under age 6 with all available parents in the labor force (Kids Count 2007)	60%	62%	72%	66%	64%	70%	71%	61%	60%	71%
Children under 5 in poverty: Percent of children under age 5 in poverty (Kids Count 2007)	18%	19%	17%	20%	20%	15%	18%	29%	18%	17%
Children in extreme poverty: Percent of children in extreme poverty (Kids Count 2007)	7%	8%	6%	6%	8%	6%	7%	10%	7%	6%
Children in single-parent families: Percent of children in single-parent families (Kids Count 2007)	27%	30%	26%	27%	31%	25%	25%	32%	28%	29%
Children ages 0-5 without health insurance: Percent of children ages 0-5 without health insurance (Kids Count 2007)	14%	9%	8%	6%	6%	6%	6%	15%	8%	6%

b. Strong National Rankings for Wisconsin

- **Chance for Success:** Wisconsin ranked **8th** in the nation according to Education Week's index of chances for success, based on 13 indicators (2007).
- **Children's Well-being:** Wisconsin ranks **12th** in the nation in the 2007 Kids Count ranking of states on child well-being.
- **4K:** Wisconsin was ranked **7th** in the country on access of 4-year-olds to a state preschool program (NIEER, 2006).
- **Head Start:** Wisconsin is **one of only 16 states** that supplements federal funding with state dollars (NIEER, 2006).
- **Child Care:**
 - Wisconsin was one of the **top three** states that met all four benchmarks for a solid child care subsidy program in 2004: (1) eligibility at 175% FPL or higher, (2) reimbursement payment rates at or above the 75th percentile in a survey completed within 2 years, (3) family co-pays at or below 10 percent of income for a family at 150% FPL, and (4) no waiting list. (Urban Institute, 2006)
 - Wisconsin was **one of only three states** where all children served by the subsidy programs were in regulated settings in 2004 (Child Care Bureau statistics).
 - Wisconsin was ranked **one of the top 10 states** for child care by Working Mother magazine all 7 years that rankings were established (1993-1999). Rankings were based on quality, safety, availability, and commitment—with particular emphasis on licensing standards.
- **Services to children with disabilities/special needs:** Wisconsin is well above national averages in the percent of the population served under the federal Individuals with Disabilities Education Act (IDEA) program for ages 0-2 and 3-5.
- **Education:** Wisconsin high school students have ranked **1st or 2nd** in the country on the ACT college admissions test for 18 years straight through 2007. In 2007 Wisconsin ranked **2nd**, with a record 70% of high school graduates taking the test during high school.
- **Health:** Wisconsin ranks **10th overall** in state health rankings put out by United Health Fund in 2006. Wisconsin ranked **4th best** in percentage of population with health insurance.

Summary of Key Wisconsin Funding for Early Learning (birth to five) Revised Dec. 2007

	Dept of Workforce Development		Dept of Public Instruction			Dept of Health and Family Services	
ECE Program	Wisconsin Shares (Child Care Subsidy) and Quality Improvement	Child Care Quality and Availability	4-Year-Old Kindergarten (4K)	Head Start & WI Head Start State Supplement & Early Head Start	Special Education Children 3-5	Birth to 3 Intervention Program	WI Comprehensive Home Visiting Program
Appropriation before 2007 session	Subsidy: \$313.4 mil Quality: \$11.9 mil (2006-07) Elig: 185% FPL ► 200%	\$11.9 million (2006-07)	\$131 mil (2007-08) Revenue limit authority- state school aid formula Approx. 2/3 state	State \$7.2 mil Federal \$90.6 mil Eligibility 100% FPL	State: 28% Fed: 16% Local schools: 56%	\$ 6.9 million (state)	\$995,700 Most home visiting not line items in state budget- part of other budgets-
Expansion \$ in 2007 session	Significant increase: +\$69 million over 2 yr No waiting lists, no change in eligibility, payment rates frozen	Overall cut: -\$1.8 million per yr Child Care Quality Rating System rejected Modest increases: Licensing & cc scholarships	New item:+\$3 m. for 4K Start-up (priority for collaborative 4K) Basic 4K funding not a budget item- Increase of 26 4K districts	No expansion	Not a budget allocation- depends on usage	No expansion	No expansion
\$ per child per year	\$5,600 per year average Parent co- payment rates range from \$4,700 to \$12,000 per year	Not available	\$4,551 2.5-hr day/school year (2005-06)	\$6,423 Head Start \$9,700 Early Head Start \$5,150 state supplement (PY05-06)	Not available	Not available	Not available
# of children served	56,843 monthly ave. Age 0-2:14,433 (19%) Age 2-5: 34,081 (45%) Age 6+: 26,660 (35%) 2 nd quarter 2007 All eligible children served	Not available	27,759 (2007-08) universal where offered 39% of all 4's served	14,082 Head Start 872 Early Head Start (PY05-06)	15,591 (2006-07) All eligible children served	5,494 (2006, point-in- time count) All eligible children served	Not available- most home visiting is done at local level using a range of funding- Not tracked
Delivery System	(0-3) 63% in centers 37% family home (3-5) 67% in centers 33% family home	\$4.4 m. for DHFS licensing \$3.3 m for child care scholarships & wage supplements \$2.5 m. local quality. Grants \$1.2 m CCR&R \$0.5 m. Technical Assistance & info	68% of school districts (2007-08) 56 districts have community approach models with child care or HS	41 Head Start 13 Early Head Start 34 programs receive state supplement	Delivered through school district State, local, and federal funds are combined	54 programs total 34 programs receive state supplement Counties contribute funding to meet the entitlement	78 agencies deliver in 41 counties Types: 28 Parents as Teachers, 27 Healthy Families, 11 Pub. Health Nursing, etc.
Source	DWD, State Legis.	DWD/Leg.Fiscal Bureau	DPI	WI Head Start Association	DPI	DHFS	WI Cooperative Extension