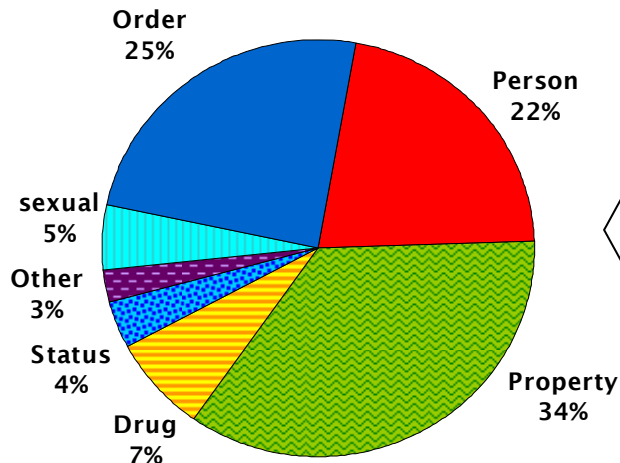


Second Half of 2009

(July through December)

In the second half of 2009, over 5100 youth were admitted to juvenile detention in Wisconsin

WCCF Quarterly Detention Report

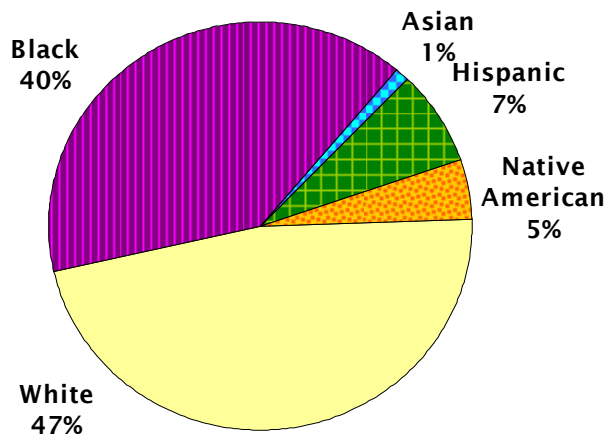


Breakdown by Offense (State)

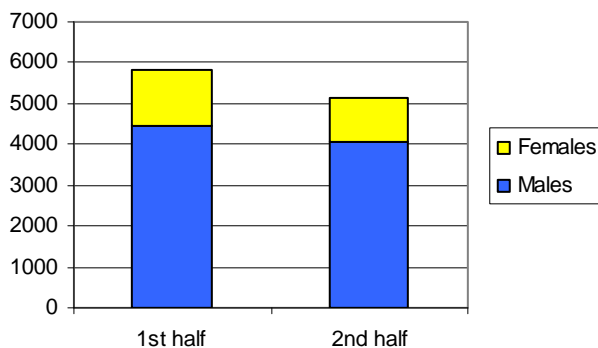
- One primary purpose of detention is to protect the community from dangerous kids
- Crimes against persons are usually considered dangerous.
- Crimes against persons were 22% of all crimes this half, remaining the same as the previous period

Breakdown by Race (State)

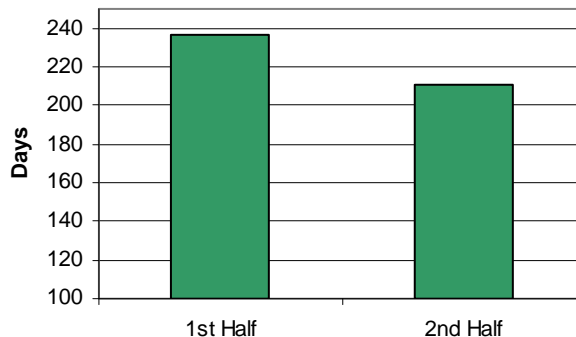
- 80% of Wisconsin's juvenile population aged 10-16 are White, but Whites represent only 47% of the juvenile detention population
- Black juveniles are 9% of the population but are 40% of detention's population



Male to Female Detention Stats



Average Daily Population Statewide

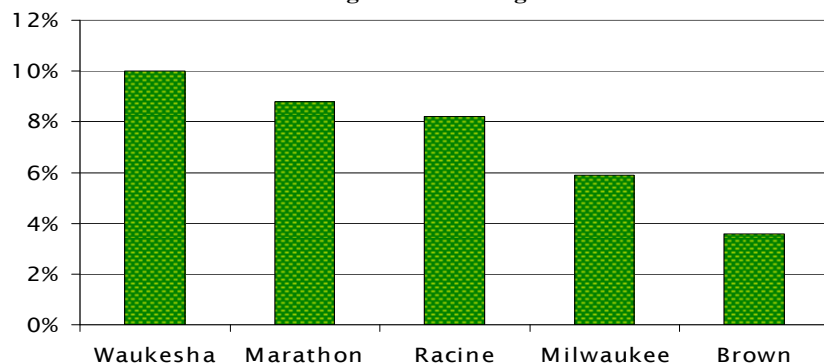


Additional Statewide Statistics

- Average length of stay for all youth released in this period was **6.4** days
- Average age at facilities was **15.2** years
- Girls were **20.8%** of all admissions this half and boys composed **79.2%**

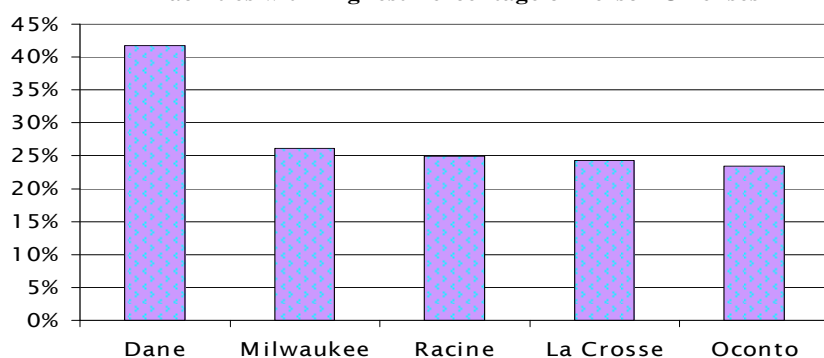
There are 17 Juvenile Detention Facilities around Wisconsin, many of which serve youth from multiple counties

Facilities with Highest Percentage Status Offenses



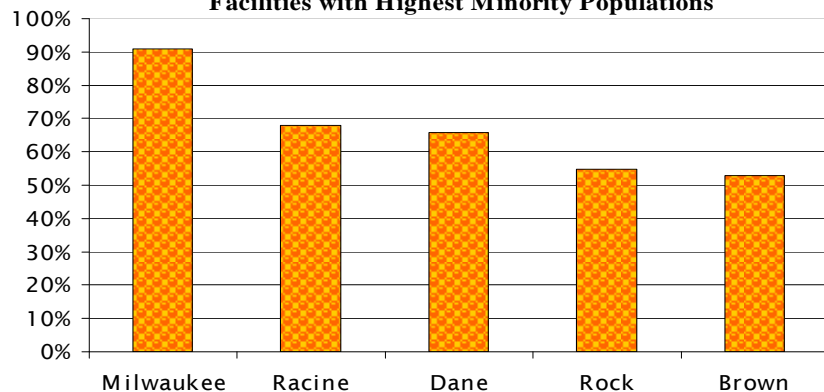
- State and Federal laws discourage holding juvenile status offenders in secure detention facilities
- Facilities ranged from 0% to 10.0% status offenders this half
- Status offenders may be run-aways or truants for example

Facilities with Highest Percentage of Person Offenses



- By statute, detention can be used if the juvenile has committed a delinquent act and presents substantial risk to a person or is a flight risk
- Person offenses pose the most risk to the community and most often fit these requirements
- Person offenses ranged from 10.2% to 41.7% this half

Facilities with Highest Minority Populations



- All counties have higher percentages of Whites than Minorities in the population
- These facilities represent the highest percentages of Minorities in detention
- All facilities had higher minority representation than the general population

Additional Facility Statistics

- Average length of stay ranged from **12** (Milwaukee) to **3.5** days (Northwest Regional)
- Girls ranged from **32.1%** of Marathon County's to **0%** of Lincoln Hill's population
- Property crime admissions ranged from **54.3%** at Lincoln Hills to **23.3%** in Sheboygan County

* Raw detention data obtained from the Office of Justice Assistance, Juvenile Justice Unit with assistance from the Department of Corrections, Office of Detention Facilities

* Population estimates from "Easy Access to Juvenile Populations: 1990-2007." Available online at <http://www.ojdp.ncjrs.gov/ojstatbb/ezapop>

* Percentages calculated and graphs created by WCCF

For more methodology information and explanations please visit http://www.wccf.org/justice_pub.php

For further information or to find out how your county does on outcome measures, please contact:

Jim Moeser

Wisconsin Council on Children and Families
555 West Washington Avenue, Suite 200
Madison, WI 53703
608-284-0580, ext 316
jmoeser@wccf.org
www.wccf.org

