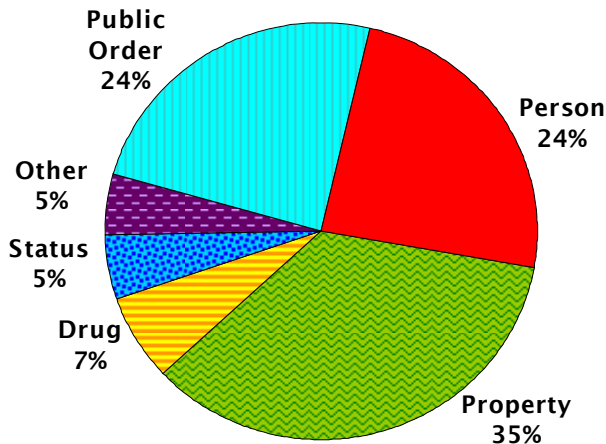


# Second Half of 2008

(July through December)

In the second half of 2008, nearly **6,000** youth were admitted to juvenile detention in Wisconsin

## WCCF Quarterly Detention Report

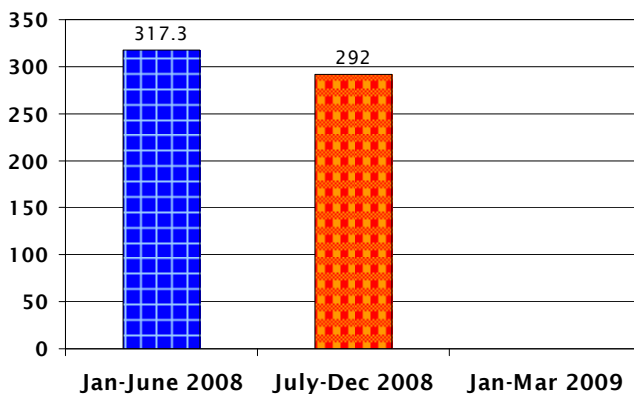
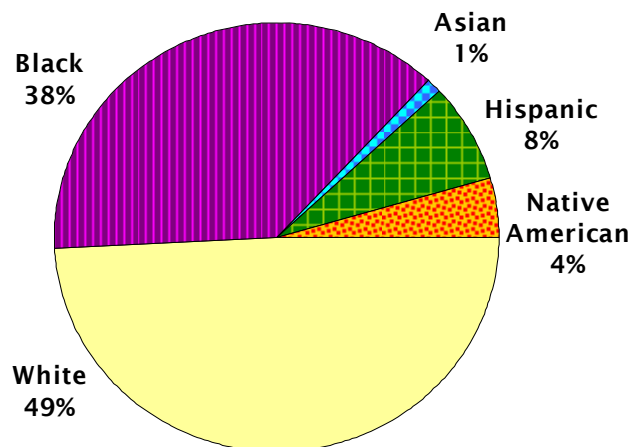


### Breakdown by Offense (State)

- One primary purpose of detention is to protect the community from dangerous kids
- Crimes against persons are usually considered dangerous.
- Crimes against persons were 24% of all crimes this half, up 3% from last half

### Breakdown by Race (State)

- 80% of Wisconsin's juvenile population aged 10-16 are White, but Whites only represent 49% of the juvenile detention population
- Black juveniles are 9% of the population but are 38% of detention's population



### Average Daily Population

(Statewide trends)

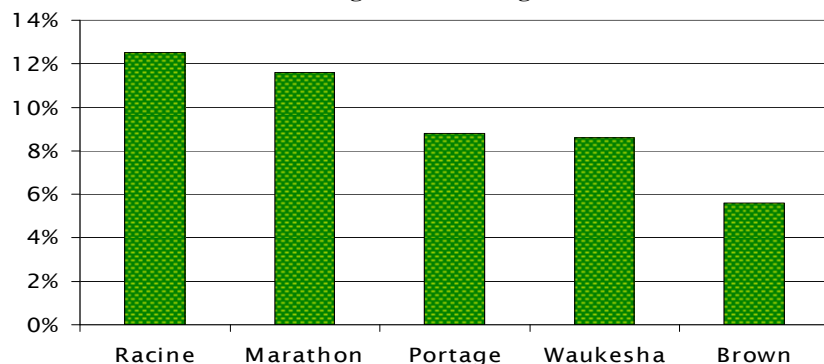
- ADP decreased from the 1st half of 2008
- The total ADP for the second half of 2008 was 292 with a total capacity of 582 beds
- 14 facilities were operating with 50% or fewer available beds in use, on average

### Additional Statewide Statistics

- Average length of stay for all youth released in this period was **9.5** days, and for status offenders specifically it was **5** days
- Average age statewide at admission is **15.0** years
- Girls were **24.9%** of all admissions this half and **61.2%** of status offenses

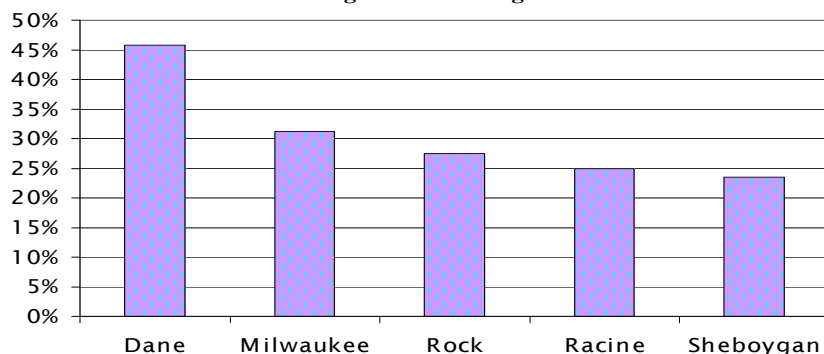
## There are 17 Juvenile Detention Facilities around Wisconsin, many of which serve youth from multiple counties

**Facilities with Highest Percentage Status Offenses**



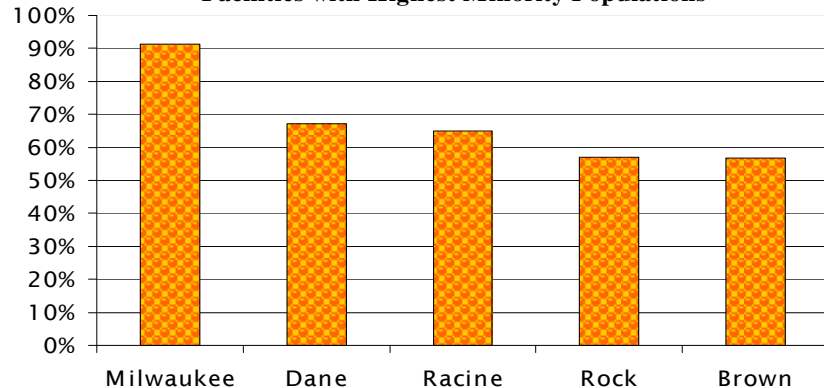
- State and Federal laws discourage holding juvenile status offenders in secure detention facilities
- Facilities ranged from 0% to 12.5% status offenders this half
- Status offenders may be run-aways or truants for example

**Facilities with Highest Percentage of Person Offenses**



- By statute, detention can be used if the juvenile has committed a delinquent act and presents substantial risk to a person or is a flight risk
- Person offenses pose the most risk to the community and most often fit these requirements
- Person offenses ranged from 5.8% to 45.5% this half

**Facilities with Highest Minority Populations**



- All counties have higher percentages of Whites than Minorities in the population
- These facilities represent the highest percentages of Minorities in detention
- All facilities had higher minority representation than the general population

### Additional Facility Statistics

- Average length of stay ranged from **14** (Milwaukee) to **5** days (Northwest Regional/Lincoln Hills)
- Girls ranged from **45.8%** of Marathon County's to **13.7%** of Waukesha County's population
- Property crime admissions ranged from **51.4%** at Northwest Regional to **26.6%** in Dane County

\* Raw detention data obtained from the Office of Justice Assistance, Juvenile Justice Unit with assistance from the Department of Corrections, Office of Detention Facilities

\* Population estimates from "Easy Access to Juvenile Populations: 1990-2007." Available online at <http://www.ojdp.ncjrs.gov/ojstatbb/ezapop>

\* Percentages calculated and graphs created by WCCF

For more methodology information and explanations please visit [http://www.wccf.org/justice\\_pub.php](http://www.wccf.org/justice_pub.php)

**For further information or to find out how your county does on outcome measures, please contact:**

**Wendy Henderson**

Wisconsin Council on Children and Families  
555 West Washington Avenue, Suite 200  
Madison, WI 53703  
608-284-0580, ext 308  
whenderson@wccf.org  
[www.wccf.org](http://www.wccf.org)

