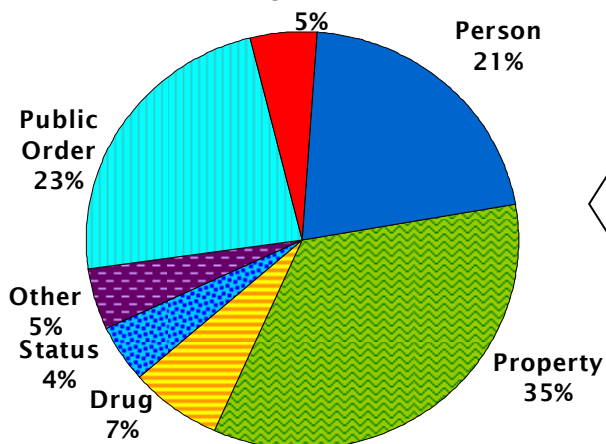


# End of Year 2009 Report

(January through December)

In 2009, over 11,100 youth were admitted to juvenile detention in Wisconsin

## WCCF Quarterly Detention Report

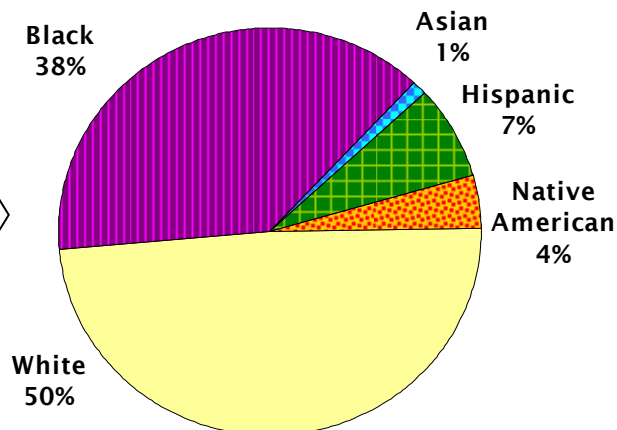


### Breakdown by Offense (State)

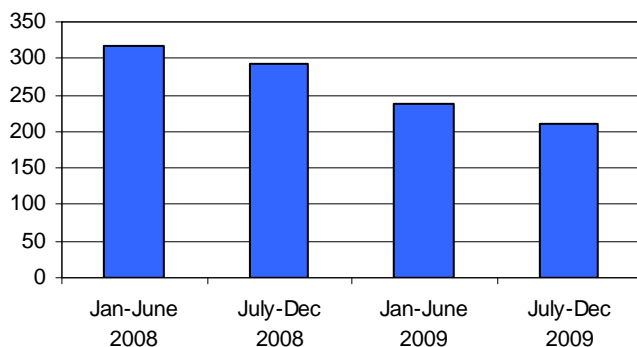
- One primary purpose of detention is to protect the community from dangerous kids
- Crimes against persons are usually considered dangerous.
- Crimes against persons were 21% of all crimes this year

### Breakdown by Race (State)

- 80% of Wisconsin's juvenile population aged 10-16 are White, but Whites only represent 50% of the juvenile detention population
- Black juveniles are 9% of the population but are 37% of detention's population



Statewide Average Daily Population



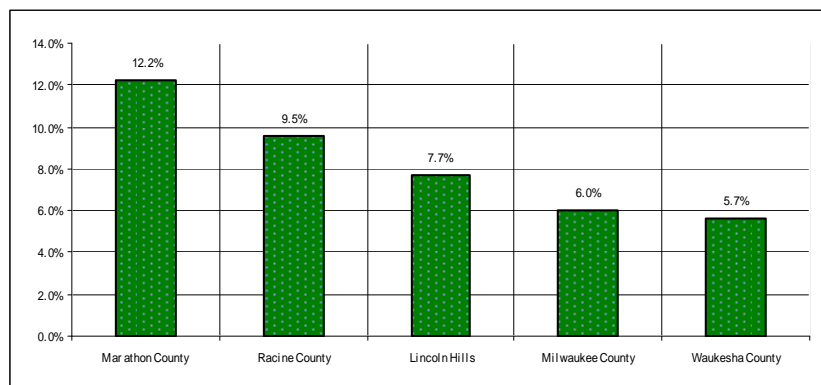
### Average Daily Population (Statewide)

- The statewide ADP in the second half of 2009 was 211
- This is a decrease from the first half of 2008, of 317
- From the beginning of 2008 to the end of 2009, ADP decreased by 33%

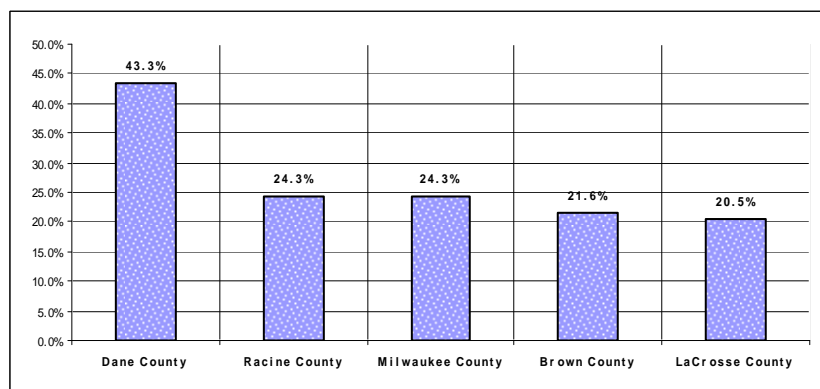
### Additional Statewide Statistics

- Average length of stay for all youth released in this period was **6.5** days
- Girls were **22%** of all 2009 admissions and boys were **78%** of offenders

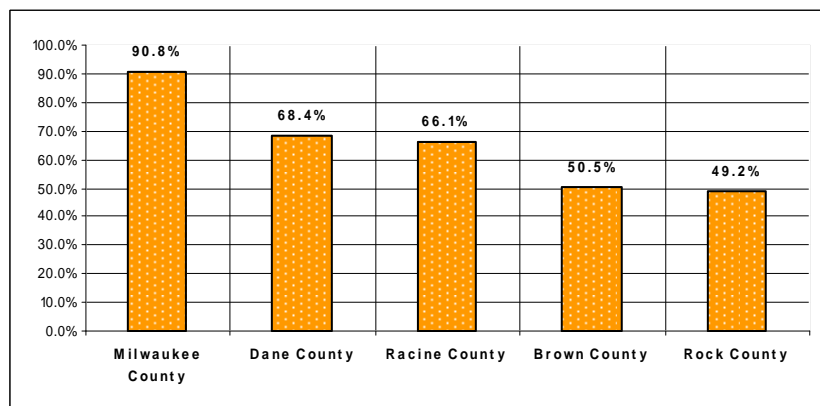
## There are 17 Juvenile Detention Facilities around Wisconsin, many of which serve youth from multiple counties



- State and Federal laws discourage holding juvenile status offenders in secure detention facilities
- All facilities ranged from 0% to 12% status offenders this year
- Status offenders may be run-aways or truants for example



- By statute, detention can be used if the juvenile has committed a delinquent act and presents substantial risk to a person or is a flight risk
- Person offenses pose the most risk to the community and most often fit these requirements
- Person offenses ranged from 5.8% to 43.3% this year



- All counties have higher percentages of Whites than Minorities in the population
- These facilities represent the highest percentages of Minorities in detention
- All facilities had higher minority representation than the general population

### Additional Facility Statistics

- Average length of stay ranged from **11.5 days** at Milwaukee to **3.8 days** at Northwest Regional
- Girls ranged from **33.9%** of Marathon County's to **10.9%** of Waukesha's population (ex. Oconto and LHS)
- Property crime admissions ranged from **50.3%** at Northwest Regional to **26%** in Dane County

\* Raw detention data obtained from the Office of Justice Assistance, Juvenile Justice Unit with assistance from the Department of Corrections, Office of Detention Facilities

\* Population estimates from "Easy Access to Juvenile Populations: 1990-2007." Available online at <http://www.ojjdp.ncjrs.gov/ojstatbb/ezapop>

\* Percentages calculated and graphs created by WCCF

For more methodology information and explanations please visit [http://www.wccf.org/justice\\_pub.php](http://www.wccf.org/justice_pub.php)

**For further information or to find out how your county does on outcome measures, please contact:**

**Jim Moeser**

Wisconsin Council on Children and Families  
555 West Washington Avenue, Suite 200  
Madison, WI 53703  
608-284-0580, ext 316  
jmoeser@wccf.org  
www.wccf.org

