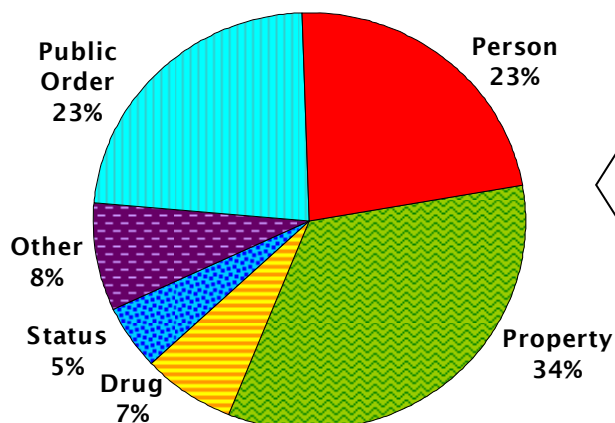


End of Year 2008 Report

(January through December)

In 2008, nearly 13,000 youth were admitted to juvenile detention in Wisconsin

WCCF Quarterly Detention Report

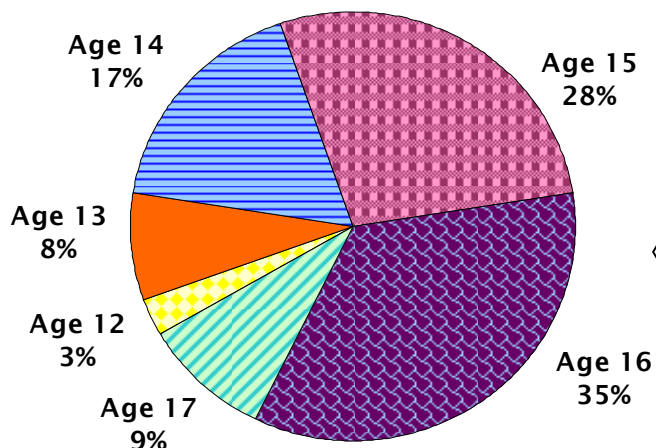
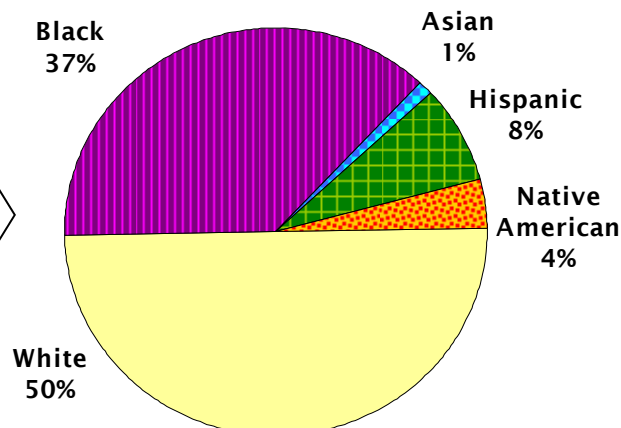


Breakdown by Offense (State)

- One primary purpose of detention is to protect the community from dangerous kids
- Crimes against persons are usually considered dangerous.
- Crimes against persons were 23% of all crimes this year

Breakdown by Race (State)

- 80% of Wisconsin's juvenile population aged 10-16 are White, but Whites only represent 50% of the juvenile detention population
- Black juveniles are 9% of the population but are 37% of detention's population



Breakdown by Ages 12-17 (Statewide)

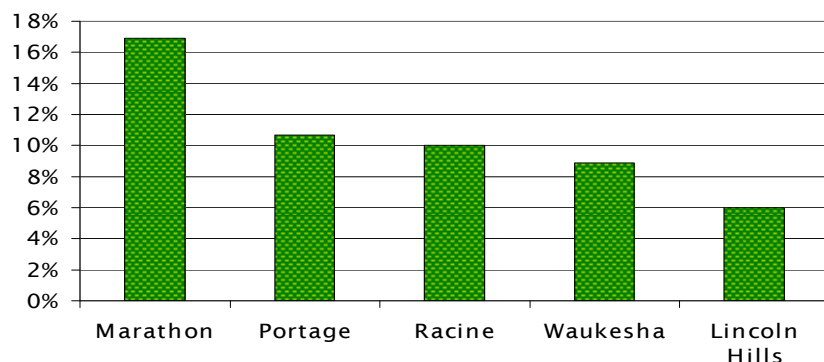
- The average age statewide in detention for 2008 was 15.1
- 1% of the total group were between ages 9 and 11
- Less than 0.5% were age 18

Additional Statewide Statistics

- Average length of stay for all youth released in this period was **9.5** days and for status offenders specifically in the 2nd half of 2008 it was **5** days
- Girls were **25.2%** of all 2008 admissions and **61.2%** of status offenders for the second half
- The average daily population was about **305** kids statewide

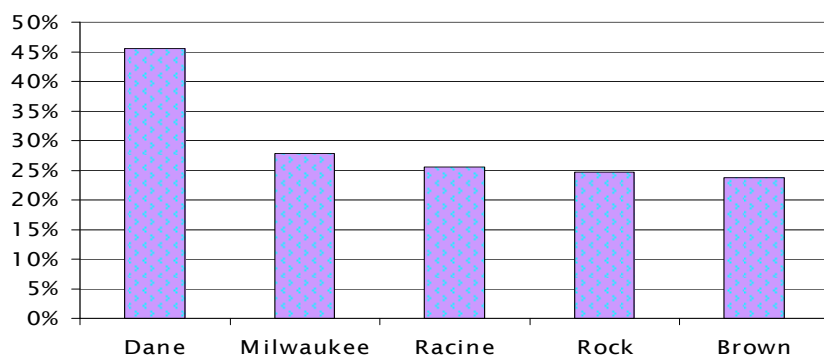
There are 17 Juvenile Detention Facilities around Wisconsin, many of which serve youth from multiple counties

Facilities with Highest Percentage Status Offenses



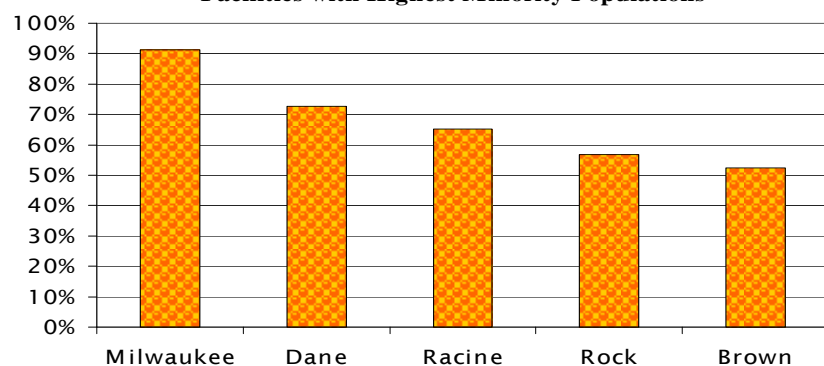
- State and Federal laws discourage holding juvenile status offenders in secure detention facilities
- Facilities ranged from 0% to 17% status offenders this year
- Status offenders may be run-aways or truants for example

Facilities with Highest Percentage of Person Offenses



- By statute, detention can be used if the juvenile has committed a delinquent act and presents substantial risk to a person or is a flight risk
- Person offenses pose the most risk to the community and most often fit these requirements
- Person offenses ranged from 10.2% to 45.6% this year

Facilities with Highest Minority Populations



- All counties have higher percentages of Whites than Minorities in the population
- These facilities represent the highest percentages of Minorities in detention
- All facilities had higher minority representation than the general population

Additional Facility Statistics

- Average length of stay ranged from **13.8 days** at Milwaukee to **4.5 days** at Lincoln Hills
- Girls ranged from **44.4%** of Marathon County's to **16.7%** of Milwaukee County's population
- Property crime admissions ranged from **48.5%** at Northwest Regional to **26.6%** in Dane County

* Raw detention data obtained from the Office of Justice Assistance, Juvenile Justice Unit with assistance from the Department of Corrections, Office of Detention Facilities

* Population estimates from "Easy Access to Juvenile Populations: 1990-2007." Available online at <http://www.ojdp.ncjrs.gov/ojstatbb/ezapop>

* Percentages calculated and graphs created by WCCF

For more methodology information and explanations please visit http://www.wccf.org/justice_pub.php

For further information or to find out how your county does on outcome measures, please contact:

Wendy Henderson

Wisconsin Council on Children and Families
555 West Washington Avenue, Suite 200
Madison, WI 53703
608-284-0580, ext 308
whenderson@wccf.org
www.wccf.org

