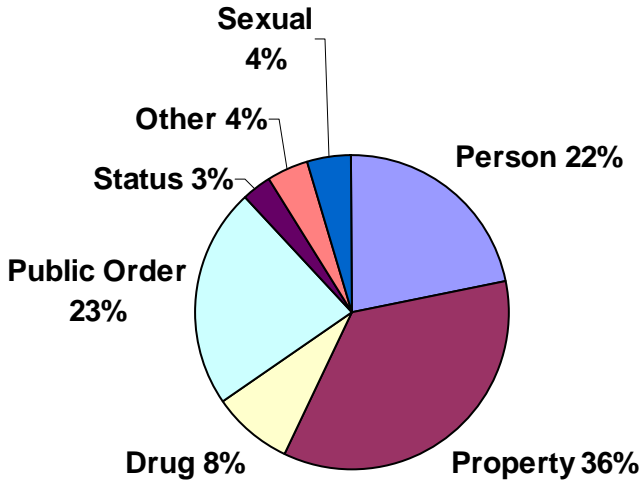


First Quarter of 2010

(January through March)

In the first quarter of 2010, nearly 2,500 youth were admitted to juvenile detention in Wisconsin

WCCF Quarterly Detention Report

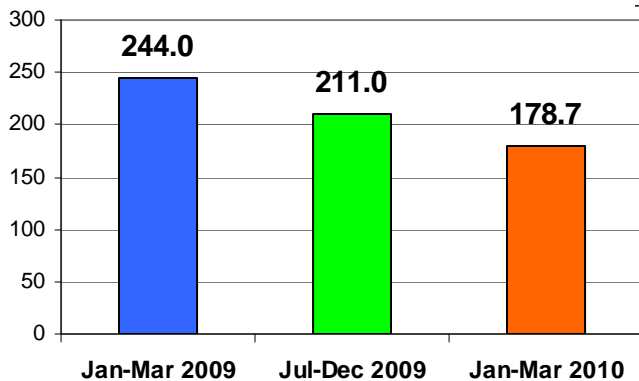
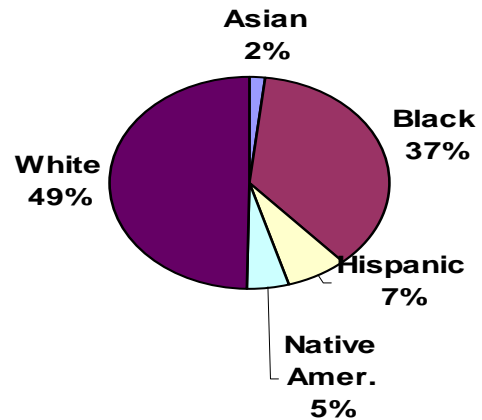


Breakdown by Offense (State)

- One primary purpose of detention is to protect the community from dangerous kids
- Crimes against persons are usually considered dangerous.
- Crimes against persons were 22% of all crimes this quarter,

Breakdown by Race (State)

- 80% of Wisconsin's juvenile population aged 10-16 are White, but Whites only represent 52% of the juvenile detention population
- Black juveniles are 9% of the population but are 35% of detention's population



Average Daily Population (Statewide trends)

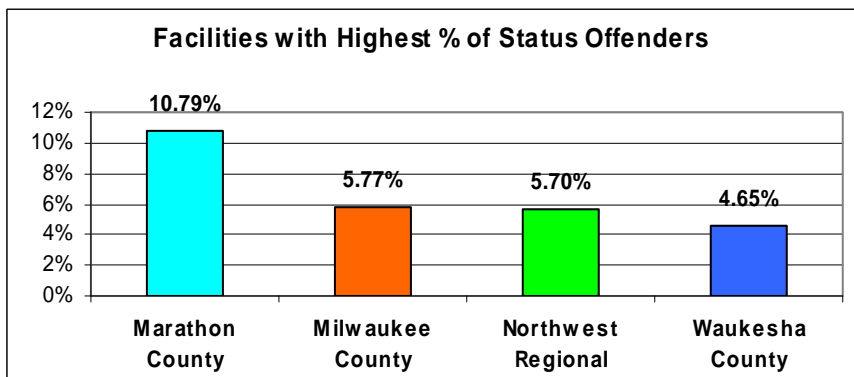
(Statewide trends)

- ADP decreased from the 2nd half of 2009
- The total ADP for the first quarter of 2010 was 179 with a total capacity of 478 beds
- All facilities were operating with 50% or fewer available beds in use, on average

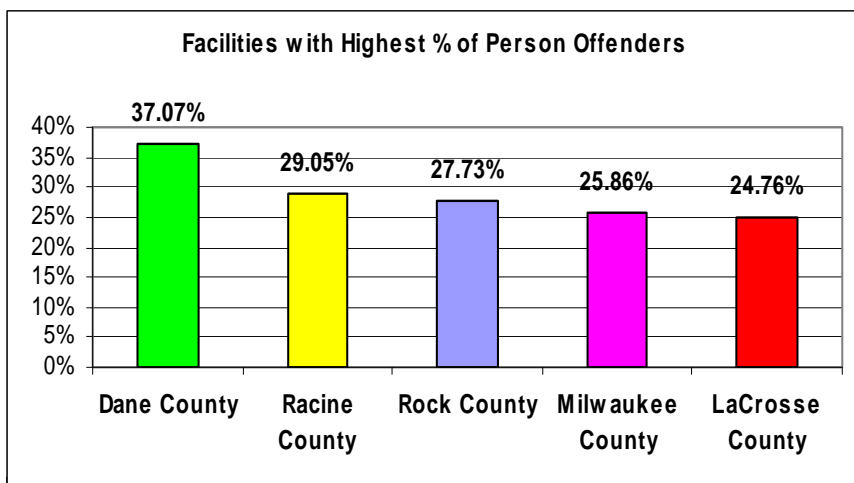
Additional Statewide Statistics

- Average length of stay for all youth released in this period was 7.2 days.
- Average age statewide at admission is 15.19 years
- Girls were 23.0% of all admissions

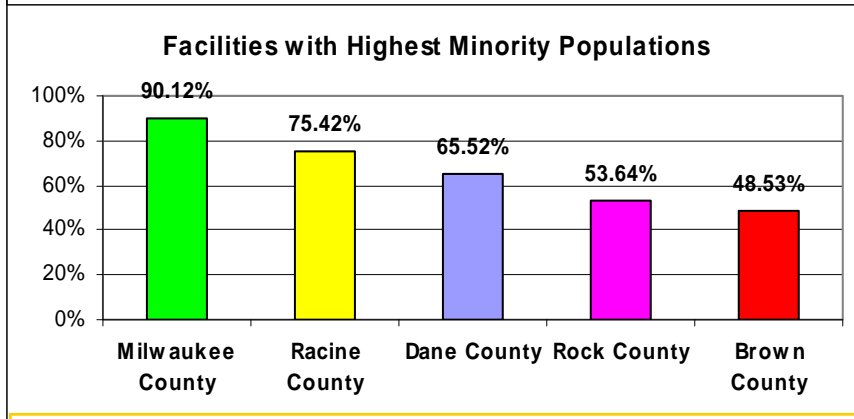
There are 17 Juvenile Detention Facilities around Wisconsin, many of which serve youth from multiple counties



- State and Federal laws discourage holding juvenile status offenders in secure detention facilities
- Facilities ranged from 0% to 10.8% status offenders
- Status offenders may be run-aways or truants for example



- By statute, detention can be used if the juvenile has committed a delinquent act and presents substantial risk to a person or is a flight risk
- Person offenses pose the most risk to the community and most often fit these requirements
- Person offenses ranged from 0% to 43.2% this quarter



- All counties have higher percentages of Whites than Minorities in the population
- These facilities represent the highest percentages of Minorities in detention
- All facilities had higher minority representation than the general population

Additional Facility Statistics

- Average length of stay ranged from **11.7** (Racine) to **3.7** days (Lincoln Hills)
- Girls ranged from **31%** of Brown County's to **0%** of Lincoln Hills and Oconto County's population
- Property crime admissions ranged from **61.4%** at Manitowoc to **22%** in Sheboygan County

* Raw detention data obtained from the Office of Justice Assistance, Juvenile Justice Unit with assistance from the Department of Corrections, Office of Detention Facilities

* Population estimates from "Easy Access to Juvenile Populations: 1990-2007." Available online at <http://www.ojdp.ncjrs.gov/ojstatbb/ezapop>

* Percentages calculated and graphs created by WCCF

For more methodology information and explanations please visit http://www.wccf.org/justice_pub.php

For further information or to find out how your county does on outcome measures, please contact:

Jim Moeser

Wisconsin Council on Children and Families
555 West Washington Avenue, Suite 200
Madison, WI 53703
608-284-0580, ext 308
whenderson@wccf.org
www.wccf.org

